










St Helena's CE Primary School Writing Long Term Plan Year 6

	Autumn 1	Autumn 2	Spring 1	Spring 2	Summer 1	Summer 2
Text	<p>Suffragette: The Battle for Equality</p> 	<p>The Whale</p>  <p>Sonnet</p> <p>Rooftoppers (reading)</p> 	<p>Rooftoppers</p> 	<p>Range of suspenseful texts - re-write Dark Dark Tale for an older audience</p>  <p>Or Flood</p>  <p>Range of poetry for analysis</p> <p>Assessment for learning - unit to consolidate Y6 expectations</p>	<p>Information about an inspirational figure - David Attenborough</p> <p>Descriptive writing based on a range of characters and setting</p>	<p>Holes</p> 



St Helena's CE Primary School Writing Long Term Plan Year 6

Genre	Non-Fiction Historical	Wordless picture book Fiction Sonnet	Fiction- Historical	Fiction - suspense Poetry linked to theme (reading and analysis)	Non-chron text and videos Fiction - characterisation	Fiction
Purpose	Writing to entertain Writing to inform and persuade	Writing to entertain	Writing to inform Writing to entertain	Writing to entertain Writing outcome to be determined based on AfL need	Writing to inform Writing to entertain	Writing to inform Writing to persuade
Writing Outcomes	Non-Chronological report Recount - Diary	Narrative Poetry - sonnet	Recount - diary Explanation - circulatory system and how the heart works	Narrative	Biography on David Attenborough Description	Informal & Formal Letters Non-Chronological report
Grammar & Punctuation objectives	Relative clauses Use expanded noun phrases to convey	Integration of dialogue between characters with a new line for a new speaker Use the perfect form of verbs to mark	Consistent verb tense throughout Describe setting, atmosphere and character	Integrate dialogue to convey character and advance action Use modal verbs to indicate degrees of possibility	Recognise vocabulary and structures that are appropriate for non-fiction (tier 3 vocabulary)	Relative clauses Use commas to clarify meaning and



St Helena's CE Primary School Writing Long Term Plan Year 6

	<p>complicated information concisely</p> <p>Use semi-colons, colons and dashes to mark boundaries between independent clauses</p>	<p>relationships to time and cause</p> <p>Build cohesion through the use of varied adverbials</p> <p>Use of passive voice to affect the presentation of information in a sentence</p> <p>Use brackets, commas and dashes to indicate parenthesis</p>	<p>Recognise vocabulary and structures that are appropriate for formal speech and writing including subjunctive forms</p>	<p>Use hyphens to avoid ambiguity</p>	<p>Build cohesion through the use of varied adverbials</p> <p>Accurate use of all punctuation taught at KS2</p>	<p>avoid ambiguity in writing</p> <p>Punctuate bullet point lists consistently</p> <p>Use a colon to introduce a list</p>
<p>Retrieval (revisit)</p>	<p>Parenthesis</p>	<p>Indicate possession by using the possessive apostrophe with plural nouns</p> <p>Use expanded noun phrases to convey complicated information concisely</p>	<p>Using commas after fronted adverbials</p>	<p>Describe setting, character and atmosphere</p> <p>Use of passive voice to affect the presentation of information in a sentence</p>	<p>Address gaps identified on grammar and punctuation</p> <p>Consistent verb tense throughout</p> <p>Use modal verbs to indicate degrees of possibility</p>	<p>Build cohesion through the use of a wide range of conjunctions</p>